




Club Health Assessment for District 5 NE through October 2025

			Status	Membership					Reports					Finance		LCIF
Club Number	Club Name	Charter Date	Times in Status Quo in Past 2 Years	Current Member Count **	YTD Members Added	YTD Members Dropped	YTD Net Growth% ***	Member Count 1 Year Ago	Dropped Members Avg.Length of Service	Months Since Membership Update	Current Officers Reported ****	Current President Repeated Term	VP Reported *****	Last Date Reported Service (mm/yyyy)	Account Balance	YTD Donations
Clubs less than two years old																
180768	Lisbon Area	03/10/2025	Active	21	1	0	5.00%	0		3	Y		IP	04/2025		
156816	Steele Area	12/29/2023	Active	20	1	0	5.26%	19		3	Y	2	N	07/2025	90+ Days	
Clubs more than two years old																
3180	ASHLEY	03/02/1938	Active	29	0	0	0.00%	29		4	Y		N	08/2024		
33638	BOWDON	04/06/1977	Active	15	0	0	0.00%	16		4	Y	3		03/2025		
3218	BRADDOCK	03/10/1970	Active	8	1	0	14.29%	7		4	Y	2	R	07/2025	90+ Days	
43069	CARRINGTON	10/25/1983	Active	39	0	6	-13.33%	44	9	0	Y	2	N	09/2024		\$20.00
Exc Award (06/30/2023)																
105944	CASSELTON	06/23/2009	Active	10	0	0	0.00%	10		4	Y	4		04/2025		
28131	CHAFFEE	03/18/1974	Active	28	0	0	0.00%	27		4	Y	2		02/2025		
111473	DAKOTA NATIONAL FORENSIC LEAGUE	06/24/2011	Active	23	0	0	0.00%	24		2	Y		R	06/2025	90+ Days	
37660	DAVENPORT	11/29/1979	Active	11	0	0	0.00%	7		0	Y	3	R	05/2025		
3181	DEVILS LAKE	08/19/1965	Active	10	0	1	-9.09%	10	37	1	Y	7		07/2025		
3182	EDGELEY	03/09/1925	Active	19	0	1	-5.00%	19	0	2	Y		N	04/2025		
111058	ELLENDALE	05/12/2011	Active(1)	10	0	0	0.00%	13		4	Y	3	R	04/2025		
3184	EMERADO ARVILLA	05/01/1969	Active	29	0	0	0.00%	25		5	Y	2	R	02/2025		
33009	ENDERLIN	11/30/1976	Active	40	0	0	0.00%	37		0	Y		N	04/2025		
3185	FARGO	05/07/1921	Active	44	0	0	0.00%	42		0	Y		N	10/2025		\$3,000.00
3186	FARGO GATEWAY	01/06/1961	Active	60	5	5	0.00%	56	15	0	Y		N	08/2025		
Exc Award (06/30/2017, 06/30/2018, 06/30/2019, 06/30/2020, 06/30/2021, 06/30/2025)																
142355	Fargo Roamer 4 Wheel Drive	08/14/2020	Active	30	1	0	3.45%	33		3	Y	6	R	07/2025		
3190	GRAND FORKS	02/03/1922	Active	31	1	2	-3.13%	29	3	1	Y		N	08/2025		
Exc Award (06/30/2023, 06/30/2024, 06/30/2025)																
42048	GRAND FORKS RED RIVER	12/13/1982	Active	22	1	0	4.76%	20		0	Y		N	09/2025		
3191	GRAND FORKS SOUTH FORKS	06/23/1964	Active	57	3	4	-1.72%	57	24	0	Y		N	06/2025		\$850.00



Club Health Assessment for District 5 NE through October 2025

			Status	Membership					Reports					Finance	LCIF	
Club Number	Club Name	Charter Date	Times in Status Quo in Past 2 Years	Current Member Count **	YTD Members Added	YTD Members Dropped	YTD Net Growth% ***	Member Count 1 Year Ago	Dropped Members Avg.Length of Service	Months Since Membership Update	Current Officers Reported ****	Current President Repeated Term	VP Reported *****	Last Date Reported Service (mm/yyyy)	Account Balance	YTD Donations
Exc Award (06/30/2024)																
43851	HARVEY	05/07/1984	Active	31	0	0	0.00%	31		4	Y	2	N	09/2025		
3229	HAZELTON	05/15/1962	Active	17	0	0	0.00%	18		4	Y	3		12/2024		
34436	HORACE	09/30/1977	Active	59	3	5	-3.28%	71	27	1	Y		N	02/2025		\$5,000.00
3192	JAMESTOWN	05/22/1929	Active	26	0	0	0.00%	26		0	Y	2	N	06/2025		
34935	JUD	01/10/1978	Active	13	0	0	0.00%	17		4	Y			04/2025		
3194	KULM	03/17/1942	Active(1)	27	0	0	0.00%	27		4	Y	6	R	04/2025		
3196	LA MOURE	06/14/1960	Active	18	0	0	0.00%	22		4	Y		N	11/2024		
28005	LEHR	02/28/1974	Active	14	1	1	0.00%	14	0	3	Y	2	R	07/2025	90+ Days	
Exc Award (06/30/2024)																
3198	LEONARD	09/26/1957	Active	28	0	0	0.00%	27		4	Y		N	04/2025		
34937	LINTON	01/09/1978	Active	50	2	0	4.17%	48		0	Y		N	10/2025	90+ Days	
140677	Mapleton ND	02/12/2020	Active	14	1	0	7.69%	10		3	Y	2	R	08/2025		
3199	MEDINA	06/12/1941	Active	15	0	0	0.00%	15		2	Y	12		04/2025		
3200	NAPOLEON	11/13/1929	Active	14	0	0	0.00%	14		4	Y	6		04/2025		
33640	NEW ROCKFORD	04/11/1977	Active	23	0	0	0.00%	20		0	Y	2	R	09/2025		\$100.00
3201	OAKES	04/14/1926	Active	32	1	0	3.23%	27		1	Y	8	R	05/2025		
32714	PETTIBONE	09/29/1976	Active	16	0	0	0.00%	16		4	Y	2	R	04/2025		
30144	ROBINSON	01/27/1975	Active	16	0	0	0.00%	15		3	Y	7	R	04/2025		
3202	RUGBY	09/07/1928	Active	23	0	0	0.00%	31		4	Y		N	05/2025		\$1,000.00
3203	SHELDON	05/14/1965	Active	17	0	0	0.00%	17		4	Y		N	06/2025		
36094	STERLING	10/19/1978	Active(2)	9	0	0	0.00%	9		4	Y			04/2025		
30093	STRASBURG	01/17/1975	Active	16	0	0	0.00%	17		5	Y	3	R	05/2025		
3205	STREETER	04/09/1953	Active	13	0	0	0.00%	14		4	Y		N	05/2025		
29784	TUTTLE	09/30/1974	Active	19	0	0	0.00%	24		3	Y		N	07/2025		
Exc Award (06/30/2024)																
104908	UNIVERSITY OF NORTH DAKOTA GRAND FORKS	04/13/2009	Active	9	0	0	0.00%	5		6	N	2		12/2024	90+ Days	
3206	VALLEY CITY	10/01/1945	Active	21	0	0	0.00%	20		0	Y			02/2025		
64940	WAHPETON HEADWATERS	01/23/2002	Active	15	0	1	-6.25%	14	13	0	Y	2	R	08/2024		



Club Health Assessment for District 5 NE through October 2025

INTERNATIONAL

Club Number	Club Name	Charter Date	Status	Membership						Reports				Finance	LCIF	
			Times in Status Quo in Past 2 Years	Current Member Count **	YTD Members Added	YTD Members Dropped	YTD Net Growth% ***	Member Count 1 Year Ago	Dropped Members Avg.Length of Service	Months Since Membership Update	Current Officers Reported ****	Current President Repeated Term	VP Reported *****	Last Date Reported Service (mm/yyyy)	Account Balance	YTD Donations
3207	WEST FARGO	04/21/1953	Active	33	2	0	6.45%	31		1	Y		N	10/2025		
Exc Award (06/30/2022)																
3256	WING	02/25/1952	Active	14	0	0	0.00%	14		4	Y	4	R	12/2024	90+ Days	
3208	WISHEK	04/12/1962	Active	17	0	0	0.00%	15		3	Y	2		01/2025	90+ Days	
3209	ZEELAND	09/07/1967	Active	14	0	3	-17.65%	20	1	1	Y		N	04/2025		

Clubs Cancelled Previous Fiscal Year – Clubs Cancelled within last 12 months may be reinstated

Club Number	Club Name	Charter Date	Current Status*	Cancellation Date
109172	NORTH DAKOTA STATE UNIVERSITY FARGO	09/03/2010	Cancelled(6*)	06/29/2025
36041	WAHPETON	09/08/1978	Cancelled(6*)	06/29/2025

Current Total Clubs Count	YTD New Clubs Count	YTD Cancelled Clubs Count	YTD Net Club Gain	Current Total Members Count	YTD Add	YTD Drop	YTD Net Growth	YTD Net Growth %	Member Count 12 Months Ago	Average Member Count Per Club	% of Clubs with less than 20 members	% No Officer Report in 12 Months	% of Clubs with balance 90+ days	Number of Clubs in Status Quo	% Status Quo Clubs in Financial Suspension	Number of Cancelled Clubs	Average Cancelled Club Age	Members Lost Due to Cancellation	% of Clubs Cancelled for Non-Financial Reasons
51	0	0	0	1,189	24	29	-5	-0.42%	1,173	23	51%	0%	16%	0	0%	0	0	0	0%

* - P - Priority Club. Cancellation Reasons: 1-Objectives/conduct, 2-Non-active club, 5-Non-existing club, 6-Disbanding, 7-Merger, 8-Financial Suspension, 9-District/Multiple District Dues.

** Red denotes below 15 active members.

*** Red denotes 20% + loss.

**** Y - all 3 (President, Secretary, Treasurer) club officers reported, N - not all 3 reported.

***** Abbreviation: N-New, IP-Immediate Past, R-Repeat.



Club Health Assessment for District 5 NW through October 2025

			Status	Membership					Reports					Finance		LCIF
Club Number	Club Name	Charter Date	Times in Status Quo in Past 2 Years	Current Member Count **	YTD Members Added	YTD Members Dropped	YTD Net Growth***	Member Count 1 Year Ago	Dropped Members Avg.Length of Service	Months Since Membership Update	Current Officers Reported ****	Current President Repeated Term	VP Reported *****	Last Date Reported Service (mm/yyyy)	Account Balance	YTD Donations
Clubs less than two years old																
171608	Center ND	05/20/2024	Active	15	0	0	0.00%	23		0	Y			10/2025		
181770	Dakota Diabetes Champions	05/05/2025	Active	20	0	0	0.00%	0		2	Y	2				\$81.60
156369	Hettinger Lions	11/20/2023	Active	8	0	0	0.00%	25		4	Y	3	N	06/2025		
182632	Mouse River Loop	06/18/2025	Active	17	1	4	-15.00%	0	0	0	Y	2		10/2025		
190326	Underwood ND	10/01/2025	Newly Chartered	22	22	0	100.00%	0		0	Y		N			
172069	Velva	06/14/2024	Active(1)	26	0	1	-3.70%	27	1	0	Y	2	R			
Clubs more than two years old																
3210	ALEXANDER	12/08/1960	Active	14	2	0	16.67%	14		0	Y	4		05/2023		
36680	ARNEGARD	03/08/1979	Active	26	0	0	0.00%	26		13	Y	3	R	04/2023		
127415	Beach	05/02/2016	Active(1)	7	0	0	0.00%	5		2	Y	8	R	10/2023		
31421	BEULAH	12/08/1975	Active	17	2	7	-22.73%	24	5	0	Y	2	R	09/2025		
3214	BISMARCK	09/02/1921	Active	53	2	4	-3.64%	55	13	0	Y		N	08/2025		\$700.00
Exc Award (06/30/2023, 06/30/2024)																
3215	BISMARCK CAPITAL CITY	04/01/1959	Active	30	0	4	-11.76%	30	43	0	Y		N	07/2025		\$1,000.00
Exc Award (06/30/2024)																
33073	BISMARCK PRAIRIE ROSE	12/06/1976	Active	44	3	2	2.33%	42	10	0	Y		N	10/2025		
Exc Award (06/30/2017, 06/30/2024)																
33641	BOWMAN	04/26/1977	Active	31	5	0	19.23%	29		3	Y		N	06/2025		
78360	DACOTAH MANDAN	02/25/2004	Active	32	1	0	3.23%	32		0	Y		N	10/2025		\$370.00
Exc Award (06/30/2020)																
3222	DICKINSON	11/12/1928	Active(1)	1	0	0	0.00%	8		4	N	2		12/2020		
61971	DICKINSON NOON	05/27/1999	Active	23	0	0	0.00%	25		4	Y	12	R	03/2023		
3223	ELGIN	04/23/1957	Active	75	0	6	-7.41%	65	10	0	Y			03/2024		
3224	FLASHER	02/07/1973	Active	12	0	0	0.00%	12		2	Y	3	R	01/2025		
Exc Award (06/30/2024)																
45399	GLENBURN	10/28/1985	Active	14	2	3	-6.67%	16	3	1	Y	2	R	09/2025		
78077	HALLIDAY	01/20/2004	Active	18	2	0	12.50%	18		0	Y	3	R	12/2023	90+ Days	



Club Health Assessment for District 5 NW through October 2025

			Status	Membership						Reports				Finance	LCIF	
Club Number	Club Name	Charter Date	Times in Status Quo in Past 2 Years	Current Member Count **	YTD Members Added	YTD Members Dropped	YTD Net Growth% ***	Member Count 1 Year Ago	Dropped Members Avg.Length of Service	Months Since Membership Update	Current Officers Reported ****	Current President Repeated Term	VP Reported *****	Last Date Reported Service (mm/yyyy)	Account Balance	YTD Donations
31531	HAZEN	01/26/1976	Active	14	0	0	0.00%	14		4	Y		N	07/2025		
	Exc Award (06/30/2018)															
3230	HEBRON	10/26/1928	Active	15	0	0	0.00%	15		2	Y			10/2023		
3231	KENMARE	11/08/1949	Active	9	0	1	-10.00%	10	34	2	Y		R	01/2017		
42526	KILLDEER	04/04/1983	Active	17	0	0	0.00%	17		2	Y		R	08/2025		
39124	LAKE METIGOSHE L C	12/16/1980	Active	43	2	6	-8.51%	49	10	1	Y		N	08/2025		
3233	MANDAN	05/01/1939	Active	30	3	0	11.11%	30		0	Y		IP	05/2025		
	Exc Award (06/30/2017, 06/30/2024)															
3235	MINOT	11/27/1926	Active	50	0	1	-1.96%	53	17	0	Y		N	10/2025		\$300.00
3236	MINOT MAGIC CITY	08/05/1969	Active	48	1	2	-2.04%	43	43	0	Y		N	10/2025		\$10,000.00
3237	MOTT	10/30/1928	Active	14	3	1	16.67%	14	3	0	Y		N	07/2025		
	Exc Award (06/30/2023)															
3238	NEW ENGLAND	09/07/1933	Active	39	1	0	2.63%	43		2	Y		N	10/2025		\$570.00
	Exc Award (06/30/2018, 06/30/2019, 06/30/2020, 06/30/2024)															
3239	NEW SALEM	10/29/1928	Active	20	0	0	0.00%	18		4	N			07/2018		
3240	NOONAN	03/09/1954	Active(1)	12	0	0	0.00%	12		2	Y		R	03/2020	90+ Days	
37916	NORTH STAR L C	01/04/1980	Active	49	3	3	0.00%	51	30	1	Y		N	06/2025		\$250.00
	Exc Award (06/30/2016, 06/30/2024)															
146076	Powers Lake	05/10/2021	Active(1)	12	2	0	20.00%	21		0	Y	2	R	10/2025		
3242	REEDER	02/27/1952	Active	28	0	0	0.00%	27		4	Y		N	05/2025		\$100.00
3243	REGENT	02/08/1973	Active	3	0	0	0.00%	3		18	Y	16				
3244	RICHARDTON	09/18/1934	Active	17	0	0	0.00%	15		10	Y	4	R	05/2021		
59843	SCRANTON	06/30/1997	Active	11	0	1	-8.33%	15	12	0	Y	3	R	11/2024		
	Exc Award (06/30/2024)															
108412	SOUTH HEART	05/20/2010	Active	39	3	1	5.41%	37	15	2	Y	2	N	10/2025		
3246	STANLEY	02/23/1952	Active	34	1	1	0.00%	34	24	0	Y			02/2024		
3247	TAYLOR	11/26/1945	Active	17	2	2	0.00%	15	13	0	Y		N	09/2025	90+ Days	
153174	Tioga	03/29/2023	Active	17	0	0	0.00%	28		8	Y	4	R	05/2025		
3251	WASHBURN	05/28/1929	Active	28	0	3	-9.68%	34	12	0	Y		N	10/2025		\$100.00
	Exc Award (06/30/2017)															



Club Health Assessment for District 5 NW through October 2025

				Status							Membership				Reports				Finance		LCIF
Club Number	Club Name	Charter Date				Times in Status Quo in Past 2 Years	Current Member Count **	YTD Members Added	YTD Members Dropped	YTD Net Growth***	Member Count 1 Year Ago	Dropped Members Avg.Length of Service	Months Since Membership Update	Current Officers Reported ****	Current President Repeated Term	VP Reported *****	Last Date Reported Service (mm/yyyy)	Account Balance	YTD Donations		
3252	WATFORD CITY	04/24/1952				Active	15	0	5	-25.00%	20	18	1	Y	3	R	05/2025				
3254	WILDROSE	03/30/1970				Active	18	0	0	0.00%	18		2	Y	4	R	02/2024				
3255	WILLISTON	07/27/1934				Active	38	4	2	5.56%	38	45	0	Y	2	N	10/2025		\$273.00		
36966	WILLISTON KORNER	04/30/1979				Active	59	3	1	3.51%	56	9	0	Y		N	09/2025				
	Exc Award (06/30/2024)																				
30038	WILTON	12/23/1974				Active	32	1	0	3.23%	32		2	Y		IP	10/2024				
Current Total Clubs Count	YTD New Clubs Count	YTD Cancelled Clubs Count	YTD Net Club Gain	Current Total Members Count	YTD Add	YTD Drop	YTD Net Growth	YTD Net Growth %	Member Count 12 Months Ago	Average Member Count Per Club	% of Clubs with less than 20 members	% No Officer Report in 12 Months	% of Clubs with balance 90+ days	Number of Clubs in Status Quo	% Status Quo Clubs in Financial Suspension	Number of Cancelled Clubs	Average Cancelled Club Age	Members Lost Due to Cancellation	% of Clubs Cancelled for Non-Financial Reasons		
49	1	0	1	1,233	71	61	10	0.82%	1,238	25	49%	0%	6%	0	0%	0	0	0	0%		

* - P - Priority Club. Cancellation Reasons: 1-Objectives/conduct, 2-Non-active club, 5-Non-existing club, 6-Disbanding, 7-Merger, 8-Financial Suspension, 9-District/Multiple District Dues.

** Red denotes below 15 active members.

*** Red denotes 20% + loss.

**** Y - all 3 (President, Secretary, Treasurer) club officers reported, N - not all 3 reported.

***** Abbreviation: N-New, IP-Immediate Past, R-Repeat.



Club Health Assessment for District 5 SE through October 2025

			Status	Membership					Reports					Finance	LCIF	
Club Number	Club Name	Charter Date	Times in Status Quo in Past 2 Years	Current Member Count **	YTD Members Added	YTD Members Dropped	YTD Net Growth% ***	Member Count 1 Year Ago	Dropped Members Avg.Length of Service	Months Since Membership Update	Current Officers Reported ****	Current President Repeated Term	VP Reported *****	Last Date Reported Service (mm/yyyy)	Account Balance	YTD Donations
Clubs more than two years old																
3370	ABERDEEN	10/08/1921	Active	35	5	0	16.67%	33		1	Y	2		10/2025		\$11,030.00
141860	Aberdeen Lioness	08/17/2020	Active	38	11	0	40.74%	26		3	Y		N	10/2025		\$1,500.00
	Exc Award (06/30/2023, 06/30/2024, 06/30/2025)															
3371	ALCESTER	09/27/1956	Active	37	0	0	0.00%	36		4	Y	3		10/2025		\$200.00
	Exc Award (06/30/2024)															
41147	ARMOUR	04/12/1982	Active	26	0	0	0.00%	43		11	Y	5		03/2025	90+ Days	
3372	AVON	03/06/1952	Active	11	0	0	0.00%	11		21	N	None		03/2025		
3373	BERESFORD	10/19/1954	Active	23	1	3	-8.00%	22	30	0	Y	2	N	10/2025		
	Exc Award (06/30/2025)															
3374	BRANDON	02/21/1957	Active	20	1	0	5.26%	21		0	Y		N	10/2025		
3375	BRITTON	03/02/1944	Active	29	0	0	0.00%	28		4	Y		R	10/2025		\$500.00
	Exc Award (06/30/2016, 06/30/2018)															
3376	BROOKINGS	07/30/1951	Active	40	0	4	-9.09%	42	3	2	Y		N	10/2025		\$20.00
	Exc Award (06/30/2022, 06/30/2023, 06/30/2024)															
33008	BROOKINGS EARLYBIRD	11/18/1976	Active	13	0	2	-13.33%	14	7	2	Y	5		10/2025		
3377	CANISTOTA	02/19/1952	Active	23	0	0	0.00%	32		5	N	None		03/2025		
	Exc Award (06/30/2023)															
33300	CLARK	02/18/1977	Active	50	0	1	-1.96%	46	19	2	Y	2	R	10/2025		\$515.00
3379	COLTON	02/06/1957	Active	10	0	0	0.00%	10		50	Y	3		03/2025		\$100.00
39127	CORSICA	12/08/1980	Active	6	0	0	0.00%	6		60	N	None		03/2025		
3380	DELL RAPIDS	09/17/1944	Active	36	0	2	-5.26%	38	2	1	Y		N	10/2025		\$100.00
	Exc Award (06/30/2023, 06/30/2025)															
40593	EDEN	12/14/1981	Active	19	0	0	0.00%	16		1	Y	3	R	10/2025		\$250.00
	Exc Award (06/30/2025)															
3382	FREEMAN	09/05/1956	Active(1)	28	0	5	-15.15%	33	11	2	Y		N	10/2025		
	Exc Award (06/30/2024)															
35330	GROTON	04/12/1978	Active	14	2	0	16.67%	13		1	N			10/2025	90+ Days	\$1,000.00
	Exc Award (06/30/2016, 06/30/2023)															
100532	HARRISBURG	11/13/2007	Active	9	0	0	0.00%	14		5	Y			10/2025		



Club Health Assessment for District 5 SE through October 2025

			Status	Membership						Reports				Finance	LCIF	
Club Number	Club Name	Charter Date	Times in Status Quo in Past 2 Years	Current Member Count **	YTD Members Added	YTD Members Dropped	YTD Net Growth% ***	Member Count 1 Year Ago	Dropped Members Avg.Length of Service	Months Since Membership Update	Current Officers Reported ****	Current President Repeated Term	VP Reported *****	Last Date Reported Service (mm/yyyy)	Account Balance	YTD Donations
3385	HURON	01/31/1922	Active	24	0	0	0.00%	26		3	Y		N	10/2025	90+ Days	
33818	HURON EYE OPENER	05/18/1977	Active	23	0	0	0.00%	22		5	Y		N	03/2025		
Exc Award (06/30/2023)																
35030	LENNOX	02/27/1978	Active	21	0	0	0.00%	24		3	Y		N	10/2025		
3386	MADISON	10/29/1973	Active	14	0	0	0.00%	16		4	Y	4	R	03/2025		
3388	MITCHELL	01/17/1922	Active	57	6	1	9.62%	56	3	0	Y			07/2025		
Exc Award (06/30/2023)																
32782	MITCHELL PALACE CITY	10/22/1976	Active	23	0	0	0.00%	27		4	Y	2	N	10/2025		
Exc Award (06/30/2023)																
3389	PARKSTON	05/17/1929	Active	32	1	0	3.23%	31		3	Y		N	03/2025		
3390	PLAINS	03/13/1958	Active	16	0	0	0.00%	16		7	N	None		07/2025		
3391	REDFIELD	01/23/1958	Active	41	0	3	-6.82%	38	4	0	Y	3		10/2025		
Exc Award (06/30/2025)																
3392	SIOUX FALLS DOWNTOWN	04/01/1921	Active	31	0	1	-3.13%	33	22	1	Y		R	10/2025		
58232	SIOUX FALLS SIOUX EMPIRE	05/07/1996	Active	24	0	2	-7.69%	28	32	1	Y	4	N	10/2025		
Exc Award (06/30/2018, 06/30/2019, 06/30/2023)																
3393	SIOUX FALLS SIOUX LAND	03/28/1958	Active	24	0	1	-4.00%	24	4	3	Y			10/2025		
Exc Award (06/30/2016, 06/30/2019, 06/30/2020, 06/30/2023)																
3394	SIOUX FALLS SIOUXRISE	05/04/1970	Active	27	3	1	8.00%	26	43	0	Y		N	10/2025		
Exc Award (06/30/2022, 06/30/2023, 06/30/2024)																
41460	TEA	06/11/1982	Active	7	0	0	0.00%	9		6	Y	7	R	03/2025		
38125	TULARE	03/31/1980	Active	10	0	0	0.00%	9		3	N	4		03/2025		
3396	VERMILLION	01/24/1950	Active	43	0	1	-2.27%	40	12	2	Y			10/2025		
84154	VIBORG AREA	09/08/2004	Active	9	0	0	0.00%	8		6	Y	8	R	10/2025		
35332	WARNER-STRATFORD L C	04/13/1978	Active(1)	30	2	1	3.45%	29	2	1	Y	4	R	03/2025		
3398	WATERTOWN	09/08/1944	Active	64	0	1	-1.54%	58	0	3	N	None	N	10/2025		
3402	WILLOW LAKE	07/27/1965	Active	16	0	0	0.00%	17		9	N			03/2025		
3403	YANKTON	07/25/1960	Active	20	0	0	0.00%	20		14	N	3		10/2025		



Club Health Assessment for District 5 SE through October 2025

						Status		Membership					Reports				Finance		LCIF
						Times in Status Quo in Past 2 Years		Current Member Count **	YTD Members Added	YTD Members Dropped	YTD Net Growth***	Member Count 1 Year Ago	Dropped Members Avg.Length of Service	Months Since Membership Update	Current Officers Reported ****	Current President Repeated Term	VP Reported *****	Last Date Reported Service (mm/yyyy)	Account Balance
Club Number	Club Name		Charter Date																
Current Total Clubs Count	YTD New Clubs Count	YTD Cancelled Clubs Count	YTD Net Club Gain	Current Total Members Count	YTD Add	YTD Drop	YTD Net Growth %	Member Count 12 Months Ago	Average Member Count Per Club	% of Clubs with less than 20 members	% No Officer Report in 12 Months	% of Clubs with balance 90+ days	Number of Clubs in Status Quo	% Status Quo Clubs in Financial Suspension	Number of Cancelled Clubs	Average Cancelled Club Age	Members Lost Due to Cancellation	% of Clubs Cancelled for Non-Financial Reasons	
40	0	0	0	1,023	32	29	3	0.29%	1,041	26	33%	10%	8%	0	0%	0	0	0	0%

* - P - Priority Club. Cancellation Reasons: 1-Objectives/conduct, 2-Non-active club, 5-Non-existing club, 6-Disbanding, 7-Merger, 8-Financial Suspension, 9-District/Multiple District Dues.

** Red denotes below 15 active members.

*** Red denotes 20% + loss.

**** Y - all 3 (President, Secretary, Treasurer) club officers reported, N - not all 3 reported.

***** Abbreviation: N-New, IP-Immediate Past, R-Repeat.



Club Health Assessment for District 5 SW through October 2025

			Status	Membership					Reports					Finance		LCIF
Club Number	Club Name	Charter Date	Times in Status Quo in Past 2 Years	Current Member Count **	YTD Members Added	YTD Members Dropped	YTD Net Growth% ***	Member Count 1 Year Ago	Dropped Members Avg.Length of Service	Months Since Membership Update	Current Officers Reported ****	Current President Repeated Term	VP Reported *****	Last Date Reported Service (mm/yyyy)	Account Balance	YTD Donations
Clubs more than two years old																
3404	BELLE FOURCHE	10/10/1936	Active	34	0	0	0.00%	33		4	Y		N	12/2022		
3406	BUFFALO	05/04/1965	Active	10	0	0	0.00%	10		4	Y	5		01/2019		
3407	CHAMBERLAIN	09/28/1964	Active(1)	8	0	0	0.00%	8		30	Y	18		05/2021		
3408	CUSTER	01/09/1944	Active	17	0	2	-10.53%	19	13	0	Y			07/2023	90+ Days	\$750.00
Exc Award (06/30/2018)																
33301	FAULKTON AREA L C	02/03/1977	Active(1)	9	0	2	-18.18%	11	28	0	Y	6		11/2023		
41960	HILL CITY	11/22/1982	Active	13	4	1	30.00%	15	9	3	Y	4	R	02/2024	90+ Days	
Exc Award (06/30/2018)																
3413	HOT SPRINGS	09/06/1946	Active(1)	10	0	0	0.00%	10		27	N	None		05/2019		
39128	IPSWICH	12/15/1980	Active	14	0	0	0.00%	15		4	Y	2	R	10/2025		
102217	LEAD DEADWOOD AREA	05/23/2008	Active	14	0	0	0.00%	18		8	N	None		10/2023	90+ Days	
3415	LEMMON	03/20/1930	Active	16	0	0	0.00%	19		4	Y		N	05/2019		
44229	MC LAUGHLIN	09/17/1984	Active(1)	15	0	0	0.00%	13		7	Y	2	R	06/2025		
3417	MILLER	04/25/1960	Active	20	0	0	0.00%	21		6	Y	3	N	09/2019		
3419	MURDO	12/05/1957	Active	31	0	2	-6.06%	35	14	1	Y		N	12/2021		
3420	NEW UNDERWOOD	01/16/1964	Active	15	0	0	0.00%	15		29	N	None		08/2010	90+ Days	
43005	NEWELL	09/13/1983	Active	32	1	0	3.23%	38		3	Y		R	10/2025		
Exc Award (06/30/2018)																
3422	NISLAND	11/23/1968	Active	4	0	0	0.00%	4		12	N	13		03/2014		
42267	ONIDA WHEAT LAND	02/17/1983	Active	11	0	0	0.00%	11		12	Y		N	06/2019		
3424	PIERRE FT PIERRE	10/08/1951	Active	21	1	3	-8.70%	22	3	1	Y		R	10/2025		\$500.00
3425	PRESHO MEDICINE CREEK	01/27/1968	Active	17	0	0	0.00%	17		14	Y	5	N	12/2023		
3426	RAPID CITY	11/22/1921	Active	34	0	0	0.00%	39		3	Y		N	06/2022		\$20.00
84445	RAPID CITY EVENING STAR	11/22/2004	Active	11	0	3	-21.43%	15	3	2	Y		N	10/2025		
3427	RAPID CITY METRO	01/22/1973	Active	7	0	0	0.00%	9		3	Y	5	R	10/2025		
3428	RAPID CITY RUSHMORE	10/07/1958	Active	36	3	0	9.09%	30		1	N		N	10/2025		\$400.00
3430	SPEARFISH	11/16/1943	Active	73	0	7	-8.75%	79	10	1	Y		N	12/2022		



Club Health Assessment for District 5 SW through October 2025

INTERNATIONAL

Club Number	Club Name	Charter Date	Status	Membership						Reports				Finance	LCIF	
			Times in Status Quo in Past 2 Years	Current Member Count **	YTD Members Added	YTD Members Dropped	YTD Net Growth% ***	Member Count 1 Year Ago	Dropped Members Avg.Length of Service	Months Since Membership Update	Current Officers Reported ****	Current President Repeated Term	VP Reported *****	Last Date Reported Service (mm/yyyy)	Account Balance	YTD Donations
3431	STURGIS	01/21/1944	Active(1)	13	4	4	0.00%	13	5	1	Y		R	10/2025	90+ Days	\$1,000.00
	Exc Award (06/30/2018)															
3434	WHITE RIVER	05/28/1968	Active	19	0	0	0.00%	19		0	N	None		05/2023	90+ Days	\$100.00

Clubs Cancelled Previous Fiscal Year – Clubs Cancelled within last 12 months may be reinstated

Club Number	Club Name	Charter Date	Current Status*	Cancellation Date
39955	EUREKA	05/29/1981	Cancelled(6*)	06/29/2025
3412	GREGORY	02/27/1965	Cancelled(8*)	06/29/2025
35525	SELBY	05/11/1978	Cancelled(8*)	06/29/2025

Current Total Clubs Count	YTD New Clubs Count	YTD Cancelled Clubs Count	YTD Net Club Gain	Current Total Members Count	YTD Add	YTD Drop	YTD Net Growth	YTD Net Growth %	Member Count 12 Months Ago	Average Member Count Per Club	% of Clubs with less than 20 members	% No Officer Report in 12 Months	% of Clubs with balance 90+ days	Number of Clubs in Status Quo	% Status Quo Clubs in Financial Suspension	Number of Cancelled Clubs	Average Cancelled Club Age	Members Lost Due to Cancellation	% of Clubs Cancelled for Non-Financial Reasons
26	0	0	0	504	13	24	-11	-2.14%	538	19	69%	15%	23%	0	0%	0	0	0	0%

* - P - Priority Club. Cancellation Reasons: 1-Objectives/conduct, 2-Non-active club, 5-Non-existing club, 6-Disbanding, 7-Merger, 8-Financial Suspension, 9-District/Multiple District Dues.

** Red denotes below 15 active members.

*** Red denotes 20% + loss.

**** Y - all 3 (President, Secretary, Treasurer) club officers reported, N - not all 3 reported.

***** Abbreviation: N-New, IP-Immediate Past, R-Repeat.




Club Health Assessment for District 5 SKN through October 2025

			Status	Membership						Reports				Finance	LCIF	
Club Number	Club Name	Charter Date	Times in Status Quo in Past 2 Years	Current Member Count **	YTD Members Added	YTD Members Dropped	YTD Net Growth% ***	Member Count 1 Year Ago	Dropped Members Avg.Length of Service	Months Since Membership Update	Current Officers Reported ****	Current President Repeated Term	VP Reported *****	Last Date Reported Service (mm/yyyy)	Account Balance	YTD Donations
Clubs less than two years old																
182958	Melfort	06/19/2025	Active	21	2	2	0.00%	0	0	0	Y	2				
Clubs more than two years old																
3260	BREDENBURY	04/01/1971	Active	17	0	0	0.00%	16		6	Y		N	06/2019		
3301	BRUNO	05/08/1952	Active	32	0	0	0.00%	33		4	Y	4		06/2025		
33298	BULYEA DISTRICT L C	02/14/1977	Active	17	0	0	0.00%	16		9	Y	5	R	08/2021		
31914	CHRISTOPHER-EMMA LAKELAND L C	03/25/1976	Active	23	0	0	0.00%	27		2	N	None		11/2024		
34938	CHURCHBRIDGE	01/31/1978	Active	28	0	0	0.00%	27		5	Y	5	N	10/2025		
3302	COLONSAY	03/16/1971	Cancelled(6*)	0	0	9	-100.00%	9	10	2	N	None		12/2022		
3303	CUDWORTH	04/21/1965	Active(1)	14	0	0	0.00%	10		7	N	None		12/2020	90+ Days	
3266	CUPAR DISTRICT	06/03/1964	Active	21	0	0	0.00%	13		4	N	None		11/2019		
33075	DORINTOSH & DISTRICT	12/13/1976	Active	21	0	0	0.00%	22		4	N	4		06/2025	90+ Days	\$73.22
43852	ESTERHAZY	05/21/1984	Active	27	1	1	0.00%	23	5	0	Y			08/2024		\$18.11
38124	GOODSOIL & DISTRICT	03/14/1980	Active	10	0	0	0.00%	9		6	Y	2	R	09/2025		\$146.44
33167	HISTORIC BATTLEFORD	12/27/1976	Active	21	0	0	0.00%	19		6	N	None		06/2023		
3304	HUDSON BAY	03/16/1954	Active	23	0	0	0.00%	21		4	Y	4		05/2019		
154177	Humboldt	05/22/2023	Active	35	0	0	0.00%	32		4	Y		N	06/2025		
40994	KELLIHER & DIST	03/22/1982	Active	13	0	0	0.00%	13		41	N	None		02/2019		\$146.44
3307	KENASTON	04/26/1961	Active	28	0	0	0.00%	29		4	Y	12		11/2018		
3308	LAKE LENORE	04/14/1955	Active	37	2	1	2.78%	33	0	0	Y		N	04/2025		\$73.22
Exc Award (06/30/2023)																
3278	LANGENBURG DISTRICT L C	03/28/1968	Active	19	0	0	0.00%	19		1	N	None		09/2017		
3310	LANIGAN	11/10/1971	Active	7	0	0	0.00%	10		8	N	None		02/2015	90+ Days	
3312	LLOYDMINSTER	12/14/1949	Active	33	3	3	0.00%	31	3	0	Y		N	10/2025		
29200	MAC DOWALL & DISTRICT	04/16/1974	Active	21	0	1	-4.55%	20	41	3	Y		IP	07/2025		\$50.00
43457	MACNUTT & DIST	02/17/1984	Active	16	0	0	0.00%	16		2	Y		R	09/2025		
33806	MAKWA & DISTRICT L C	04/30/1977	Active	16	1	1	0.00%	15	0	0	Y	2	R	06/2025		\$146.44




Club Health Assessment for District 5 SKN through October 2025

			Status	Membership						Reports				Finance	LCIF	
Club Number	Club Name	Charter Date	Times in Status Quo in Past 2 Years	Current Member Count **	YTD Members Added	YTD Members Dropped	YTD Net Growth% ***	Member Count 1 Year Ago	Dropped Members Avg.Length of Service	Months Since Membership Update	Current Officers Reported ****	Current President Repeated Term	VP Reported *****	Last Date Reported Service (mm/yyyy)	Account Balance	YTD Donations
36682	MARTENSVILLE & DISTRICT L C	03/05/1979	Active	17	0	0	0.00%	14		1	Y	8		12/2022	90+ Days	\$247.93
3313	MEADOW LAKE	12/05/1962	Active	35	0	0	0.00%	35		6	Y		N	10/2025		
3283	MELVILLE	08/02/1968	Active	7	0	0	0.00%	11		4	Y	5		06/2025		
43459	MEOTA LAKESHORE	02/02/1984	Active	22	1	1	0.00%	22	22	1	N	None	R	12/2022		
42050	MIDDLE LAKE	12/06/1982	Active	16	1	0	6.67%	16		4	N	None		11/2023		
3316	NIPAWIN	06/22/1965	Active	15	0	0	0.00%	15		1	Y	3	R	10/2025		
3328	NORTH BATTLEFORD	02/16/1954	Active	11	0	0	0.00%	12		7	Y		N	10/2025		
37662	PELLY & DISTRICT L C	11/12/1979	Active	3	0	0	0.00%	3		13	N	None		12/2022		
3318	PREECEVILLE DISTRICT	02/28/1960	Active	21	0	0	0.00%	13		6	N	None		08/2017		
3319	PRINCE ALBERT	09/23/1947	Active	22	0	1	-4.35%	23	2	0	Y			10/2025		
Exc Award (06/30/2024)																
3291	RHEIN DISTRICT	12/27/1956	Active	16	0	0	0.00%	16		5	Y	2	R	02/2022	90+ Days	\$14.36
3321	ROSTHERN	01/22/1957	Active	25	0	0	0.00%	25		4	Y	2	N	10/2025		
3324	SASKATOON	03/24/1937	Active	48	10	4	14.29%	42	7	0	Y		N	10/2025		
62158	SASKATOON MILLENNIUM	06/22/1999	Active	19	0	0	0.00%	21		4	Y		N	10/2025		
33510	SHELL LAKE & DISTRICT L C	03/21/1977	Active(1)	18	0	2	-10.00%	22	7	2	Y	3	R	09/2022		
3293	SOUTHEY DISTRICT L C	01/26/1965	Active	14	0	0	0.00%	14		28	N	None		11/2017		
3327	SPIRITWOOD	05/15/1963	Active(1)	17	0	7	-29.17%	24	14	0	N	4	R	05/2025		
41145	SPRINGSIDE & DISTRICT	04/30/1982	Active	20	0	0	0.00%	18		6	Y	2	N	02/2025		
3323	ST LOUIS	03/07/1968	Active	15	0	0	0.00%	15		1	Y		N	12/2018		
3295	STRASBOURG	05/27/1957	Active	5	0	1	-16.67%	6	32	3	N	2	R	01/2019		
3329	TISDALE	12/11/1947	Active	21	0	1	-4.55%	20	17	0	Y		N	06/2019		
3330	TURTLEFORD & DISTRICT	04/16/1970	Active	24	0	0	0.00%	23		4	Y		N	10/2025	\$109.83	
3331	UNITY	03/20/1946	Active	17	0	0	0.00%	19		6	Y		N	06/2025		
3334	WADENA DISTRICT	04/29/1966	Active	8	0	0	0.00%	7		8	N	None		11/2023		
3333	WAKAW	04/06/1950	Active	20	5	0	33.33%	16		1	Y	2	R	05/2024		
45564	WILLOWBROOK & DISTRICT	12/31/1985	Active	16	0	0	0.00%	16		2	Y	2	R	08/2025		
3299	YORKTON	06/28/1948	Active	39	0	0	0.00%	43		4	N	None		02/2023		



Club Health Assessment for District 5 SKN through October 2025



Club Number	Club Name	Charter Date	Status	Membership					Reports				Finance	LCIF
			Times in Status Quo in Past 2 Years	Current Member Count **	YTD Members Added	YTD Members Dropped	YTD Net Growth% ***	Member Count 1 Year Ago	Dropped Members Avg.Length of Service	Months Since Membership Update	Current Officers Reported ****	Current President Repeated Term	VP Reported *****	Last Date Reported Service (mm/yyyy)

Clubs Cancelled Previous Fiscal Year – Clubs Cancelled within last 12 months may be reinstated

Club Number	Club Name	Charter Date	Current Status*	Cancellation Date												
39850	BORDEN & DIST	05/08/1981	Cancelled(6*)	04/29/2025												
3262	CANORA	02/09/1973	Cancelled(8*)	06/29/2025												
31915	CARROT RIVER	03/29/1976	Cancelled(8*)	06/29/2025												

Current Total Clubs Count	YTD New Clubs Count	YTD Cancelled Clubs Count	YTD Net Club Gain	Current Total Members Count	YTD Add	YTD Drop	YTD Net Growth	YTD Net Growth %	Member Count 12 Months Ago	Average Member Count Per Club	% of Clubs with less than 20 members	% No Officer Report in 12 Months	% of Clubs with balance 90+ days	Number of Clubs in Status Quo	% Status Quo Clubs in Financial Suspension	Number of Cancelled Clubs	Average Cancelled Club Age	Members Lost Due to Cancellation	% of Clubs Cancelled for Non-Financial Reasons
50	0	1	-1	1,011	26	35	-9	-0.88%	974	20	50%	20%	10%	0	0%	1	200	9	-100%

* - P - Priority Club. Cancellation Reasons: 1-Objectives/conduct, 2-Non-active club, 5-Non-existing club, 6-Disbanding, 7-Merger, 8-Financial Suspension, 9-District/Multiple District Dues.

** Red denotes below 15 active members.

*** Red denotes 20% + loss.

**** Y - all 3 (President, Secretary, Treasurer) club officers reported, N - not all 3 reported.

***** Abbreviation: N-New, IP-Immediate Past, R-Repeat.



Club Health Assessment for District 5 SKS through October 2025

			Status	Membership						Reports				Finance	LCIF	
Club Number	Club Name	Charter Date	Times in Status Quo in Past 2 Years	Current Member Count **	YTD Members Added	YTD Members Dropped	YTD Net Growth% ***	Member Count 1 Year Ago	Dropped Members Avg.Length of Service	Months Since Membership Update	Current Officers Reported ****	Current President Repeated Term	VP Reported *****	Last Date Reported Service (mm/yyyy)	Account Balance	YTD Donations
Clubs less than two years old																
158089	White City Emerald Park District	05/31/2024	Active	22	0	0	0.00%	30		4	Y		N			
Clubs more than two years old																
43458	ALIDA & DISTRICT	02/29/1984	Active	12	0	0	0.00%	12		17	Y	3		03/2024		
3257	AVONLEA DISTRICT	02/20/1966	Active	18	0	0	0.00%	19		4	N	None		12/2023		
3258	BALCARRES AND DISTRICT	11/30/1954	Active	39	0	3	-7.14%	44	15	0	Y	2	N	04/2025		
36196	BATEMAN	11/14/1978	Active	17	0	0	0.00%	17		4	Y		IP	02/2025		
39126	BETHUNE & DISTRICT L C	12/29/1980	Active	11	1	0	10.00%	10		3	Y	3		07/2025		
3259	BIENFAIT	03/30/1972	Active	12	0	0	0.00%	13		0	Y	3	N	10/2025		
3261	BROADVIEW DISTRICT L C	11/02/1967	Active	18	0	1	-5.26%	20	1	0	Y		N	10/2025		
115598	BURSTALL BORDERTOWN	11/21/2011	Active	16	0	0	0.00%	17		4	Y		R	05/2025		
3340	BURSTALL DISTRICT L C	04/01/1965	Active	15	0	3	-16.67%	17	21	0	Y		R	01/2025		
3341	CABRI DISTRICT	01/21/1959	Active	29	0	0	0.00%	27		3	Y		N	06/2025		\$223.14
3263	CARLYLE DISTRICT L C	10/31/1963	Active	39	4	0	11.43%	35		0	Y		N	03/2025		\$75.80
Exc Award (06/30/2017, 06/30/2024)																
3264	CARNDUFF DIST	05/04/1961	Active	9	0	0	0.00%	7		4	Y		N	06/2025		
3265	CEYLON	10/15/1970	Active	22	0	0	0.00%	22		18	Y			03/2024		
30145	CLIMAX	01/28/1975	Active	18	0	0	0.00%	18		5	Y	4		07/2025		
3344	CRAIK DISTRICT L C	05/10/1965	Active(1)	5	0	0	0.00%	5		27	Y	6		03/2022		
3345	DODSLAND DISTRICT	11/09/1955	Active	29	0	0	0.00%	30		7	Y		R	06/2025		
3346	EATONIA	03/30/1954	Active	22	0	0	0.00%	24		4	Y		N	01/2025		
3347	ELROSE	03/26/1954	Active	39	0	0	0.00%	41		4	N	None		06/2025		
146553	Elrose Lioness	06/17/2021	Active	11	0	0	0.00%	12		4	Y	4		06/2025		
3267	ESTEVAN	05/27/1957	Active	17	0	0	0.00%	17		12	Y			10/2024		
3349	ESTON	08/14/1947	Active	27	0	1	-3.57%	26	43	0	Y		R	04/2025		
57026	ESTON 95	06/12/1995	Active	40	0	2	-4.76%	44	26	0	Y		N	06/2025		
3268	FILLMORE DIST	04/05/1961	Active	11	0	0	0.00%	10		5	Y		N	09/2025		



Club Health Assessment for District 5 SKS through October 2025

			Status	Membership					Reports					Finance	LCIF	
Club Number	Club Name	Charter Date	Times in Status Quo in Past 2 Years	Current Member Count **	YTD Members Added	YTD Members Dropped	YTD Net Growth% ***	Member Count 1 Year Ago	Dropped Members Avg.Length of Service	Months Since Membership Update	Current Officers Reported ****	Current President Repeated Term	VP Reported *****	Last Date Reported Service (mm/yyyy)	Account Balance	YTD Donations
3270	FORT QUAPPELLE DISTRICT	09/26/1961	Active	38	5	0	15.15%	39		0	Y		N	06/2025		
	Exc Award (06/30/2024)															
38260	GAINSBOROUGH & DIST L C	04/28/1980	Active	15	0	0	0.00%	15		0	N	None		05/2017		
34616	GLEN BAIN	11/29/1977	Active	9	0	0	0.00%	6		7	Y	13		04/2025		
3272	GLENAVON	03/30/1966	Active	12	0	0	0.00%	12		18	N	None		12/2024		
3350	GRAVELBOURG	05/19/1947	Active	9	0	0	0.00%	12		4	Y	12		03/2019		\$181.10
107963	GRENFELL AND DISTRICT	04/02/2010	Active	16	0	0	0.00%	17		2	Y			03/2019		
3351	HARRIS	03/13/1968	Active	25	0	0	0.00%	25		17	Y			06/2024		
31731	HAZLET	02/16/1976	Active	31	0	0	0.00%	31		6	Y	9	R	06/2025		
37775	INDIAN HEAD & DISTRICT	12/10/1979	Active	12	0	0	0.00%	13		9	N	None		06/2020		
95603	KATEPWA & DISTRICT	02/27/2006	Active	35	2	0	6.06%	32		0	Y	2	N	09/2025		
3355	KINCAID	11/10/1958	Active	4	0	0	0.00%	6		4	N	13		03/2019		
3276	KIPLING DISTRICT	10/25/1963	Active	24	1	0	4.35%	23		1	Y		N	12/2024		
3356	LAFLECHE DISTRICT L C	04/25/1966	Active	14	0	0	0.00%	14		6	N	None		12/2018		
3277	LAMPMAN DISTRICT	04/07/1963	Active	18	0	1	-5.26%	16	9	0	Y	2		01/2025		
3357	LEADER	12/07/1959	Active	22	0	0	0.00%	19		6	Y		N	10/2025		
56922	LEADER RIVER HILLS	05/03/1995	Active	13	0	1	-7.14%	14	1	1	Y		N	09/2024		
3279	LEMBERG DISTRICT L C	03/14/1967	Active	14	0	0	0.00%	15		0	Y	2	R	10/2025		
3358	LOREBURN DISTRICT	04/20/1959	Active	12	0	0	0.00%	12		16	Y	5		12/2024		
3281	LUMSDEN DIST	03/11/1961	Active	33	4	0	13.79%	32		1	Y	5	R	06/2025		
3359	MANKOTA DISTRICT	10/23/1963	Active	12	0	0	0.00%	17		4	Y			10/2018		
36549	MANTARIO	02/26/1979	Active	12	0	0	0.00%	12		10	Y	2		06/2025		
3282	MARYFIELD DISTRICT L C	04/01/1968	Active	22	0	0	0.00%	14		4	Y		N	10/2025		\$28.72
	Exc Award (06/30/2021)															
3284	MONTMARTRE DIST	02/12/1964	Active	14	0	0	0.00%	12		7	Y			02/2025		
36864	MOOSE JAW EARLY BIRD	04/09/1979	Active	8	0	0	0.00%	5		7	Y	3		01/2025		
108228	MOOSE MOUNTAIN	04/28/2010	Active	8	0	0	0.00%	12		4	Y			05/2025		
3285	NEUDORF	05/03/1971	Active	9	0	0	0.00%	8		4	Y		N	10/2025		
3286	OXBOW DISTRICT	04/14/1959	Active	22	0	0	0.00%	21		6	Y			04/2025		



Club Health Assessment for District 5 SKS through October 2025

			Membership							Reports				Finance		LCIF			
Club Number	Club Name	Charter Date	Status		Current Member Count **	YTD Members Added	YTD Members Dropped	YTD Net Growth% ***	Member Count 1 Year Ago	Dropped Members Avg.Length of Service	Months Since Membership Update	Current Officers Reported ****	Current President Repeated Term	VP Reported *****	Last Date Reported Service (mm/yyyy)	Account Balance	YTD Donations		
			Times in Status Quo in Past 2 Years																
31732	PIAPOT	02/16/1976	Active		28	0	1	-3.45%	30	7	0	N	2	N	09/2025	90+ Days	\$2,549.09		
45654	PILOT BUTTE & DIST L C	01/27/1986	Active		15	0	0	0.00%	15		1	Y	4	R	05/2025				
31916	QU'APPELLE DISTRICT L C	03/26/1976	Active(1)		11	0	0	0.00%	9		5	N	None		04/2025				
109574	REDVERS AND DISTRICT	11/08/2010	Active		14	0	0	0.00%	14		19	N	None		04/2025				
3290	REGINA 35	10/01/1967	Active		16	0	2	-11.11%	26	2	2	N		N	08/2025				
36681	REGINA BEACH	03/21/1979	Active		40	0	0	0.00%	36		4	Y		N	10/2025				
Exc Award (06/30/2024)																			
3287	REGINA CENTRAL	01/28/1929	Active		6	1	0	20.00%	5		0	Y	7		12/2023				
3288	REGINA LAKESIDE	03/05/1956	Active		32	0	0	0.00%	32		0	Y		IP	10/2025				
43712	RICHMOUND	04/30/1984	Active		17	1	1	0.00%	18	3	1	Y		N	10/2025				
3362	RIVERHURST	11/28/1967	Active		12	0	1	-7.69%	16	6	1	Y		N	03/2020				
3363	ROSETOWN	03/03/1946	Active		15	1	1	0.00%	17	14	0	Y	2		03/2025				
3365	SOVEREIGN	11/15/1967	Active		22	0	0	0.00%	25		3	Y			10/2025				
3296	STOUGHTON	03/28/1967	Active		14	0	0	0.00%	15		6	N			06/2025				
3366	SWIFT CURRENT	12/12/1946	Active		19	0	0	0.00%	21		4	N	None		11/2023				
34617	TUGASKE	11/09/1977	Active		12	0	0	0.00%	12		9	N	None		03/2025				
43208	VAL MARIE	12/14/1983	Active		19	0	0	0.00%	19		35	Y	12		09/2017				
3297	WAWOTA DISTRICT L C	04/05/1965	Active		33	0	0	0.00%	32		7	Y			04/2025				
28007	WINDTHORST DISTRICT	02/13/1974	Active		20	0	0	0.00%	20		5	Y	9		02/2025				
3369	WISETON	12/11/1968	Active		16	0	0	0.00%	16		30	N	None		11/2023				
3298	WOLSELEY	03/14/1952	Active		19	0	1	-5.00%	20	8	0	Y		N	04/2025		\$366.10		
Current Total Clubs Count	YTD New Clubs Count	YTD Cancelled Clubs Count	YTD Net Club Gain	Current Total Members Count	YTD Add	YTD Drop	YTD Net Growth	YTD Net Growth %	Member Count 12 Months Ago	Average Member Count Per Club	% of Clubs with less than 20 members	% No Officer Report in 12 Months	% of Clubs with balance 90+ days	Number of Clubs in Status Quo	% Status Quo Clubs in Financial Suspension	Number of Cancelled Clubs	Average Cancelled Club Age	Members Lost Due to Cancellation	% of Clubs Cancelled for Non-Financial Reasons
71	0	0	0	1,341	20	19	1	0.07%	1,369	19	65%	11%	3%	0	0%	0	0	0	0%



Club Health Assessment for District 5 SKS through October 2025

			Status	Membership					Reports					Finance	LCIF	
Club Number	Club Name	Charter Date	Times in Status Quo in Past 2 Years	Current Member Count **	YTD Members Added	YTD Members Dropped	YTD Net Growth% ***	Member Count 1 Year Ago	Dropped Members Avg.Length of Service	Months Since Membership Update	Current Officers Reported ****	Current President Repeated Term	VP Reported *****	Last Date Reported Service (mm/yyyy)	Account Balance	YTD Donations

* - P - Priority Club. Cancellation Reasons: 1-Objectives/conduct, 2-Non-active club, 5-Non-existing club, 6-Disbanding, 7-Merger, 8-Financial Suspension, 9-District/Multiple District Dues.
** Red denotes below 15 active members.
*** Red denotes 20% + loss.
**** Y - all 3 (President, Secretary, Treasurer) club officers reported, N - not all 3 reported.
***** Abbreviation: N-New, IP-Immediate Past, R-Repeat.